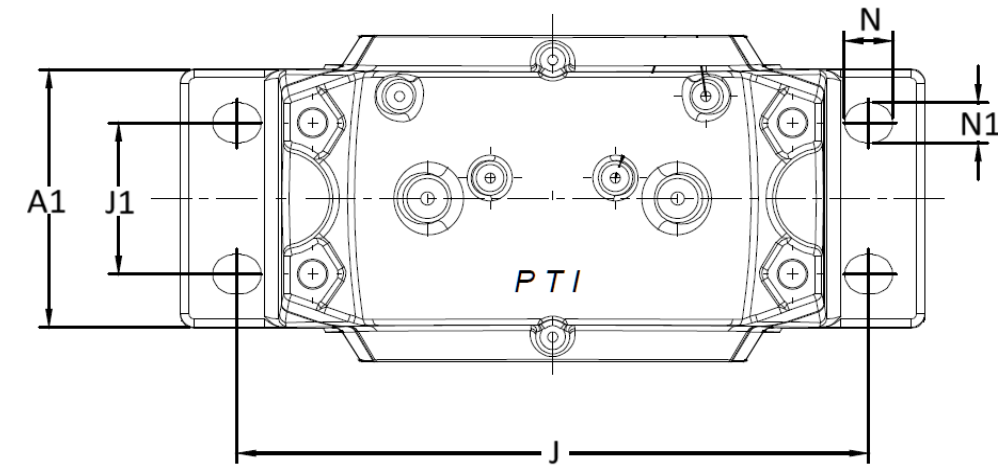
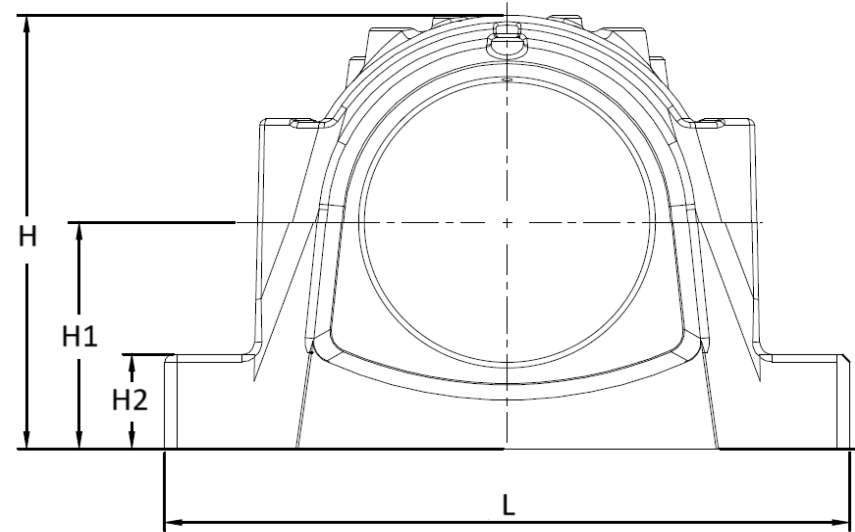
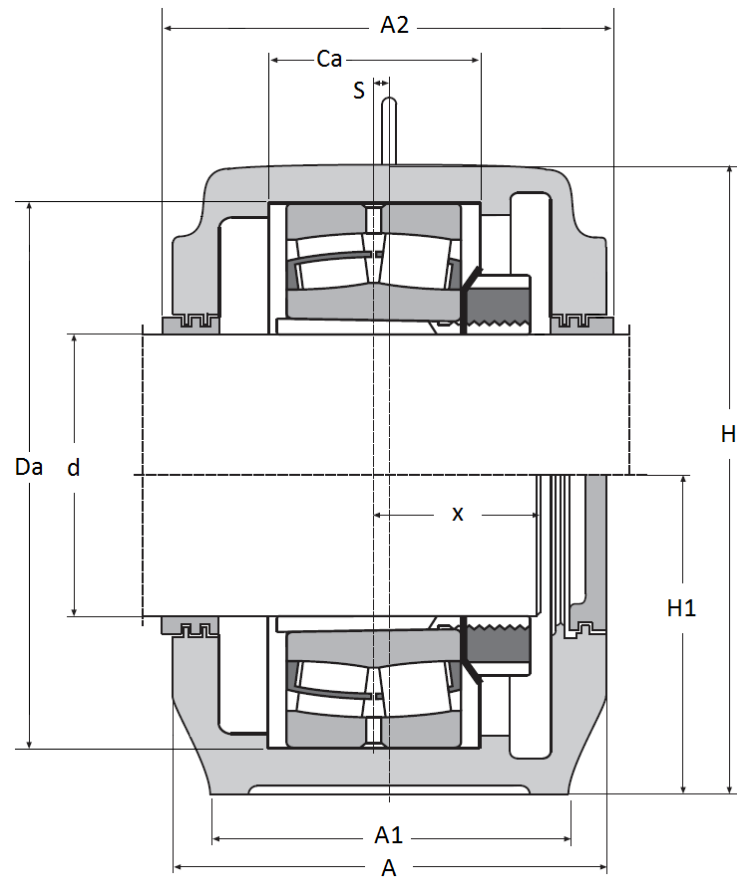




### SD 3100 TS Series - Split Plummer Block Housings (SNL 3100 TS)

For spherical roller bearings on adapter sleeves, labyrinth seal, cast iron GG 20, incl. eye bolt.



Housing No.	Shaft d	Dimensions (mm)															Mounting Bolt	Labyrinth Seals	Bearing	Adapter Sleeve	Fixing Rings	End cover	O-Ring Ø * Length	Grease Qty First filling	Weight (kg)
		D <sub>a</sub>	C <sub>a</sub>	A	A <sub>1</sub>	A <sub>2</sub>	H	H <sub>1</sub>	H <sub>2</sub>	L	J	J <sub>1</sub>	x	N	N <sub>1</sub>	S									
SD 3134 TS	150	280	108	230	180	240	335	170	70	510	430	100	78	34	28	14	M24	TS 34-195	23134 K	H 3134	2 x FR 280-10	ETS36	4 x 530	1,1 kg	65
SD 3136 TS	160	300	116	240	190	250	355	180	75	530	450	110	83	34	28	15	M24	TS 36	23136 K	H 3136	2 x FR 300-10	ETS36	4 x 560	1,4 kg	75
SD 3138 TS	170	320	124	260	210	270	375	190	80	560	480	120	88	34	28	10	M24	TS 38	23138 K	H 3138	2 x FR 320-10	ETS38	4 x 590	1,8 kg	95
SD 3140 TS	180	340	132	280	230	290	410	210	85	610	510	130	93	42	35	10	M30	TS 40-235	23140 K	H 3140	2 x FR 340-10	ETS44	4 x 620	2,3 kg	120
SD 3144 TS	200	370	140	290	240	300	435	220	90	640	540	140	100	42	35	12	M30	TS 44	23144 K	H 3144	2 x FR 370-10	ETS44	4 x 680	2,7 kg	135
SD 3148 TS	220	400	148	310	260	315	475	240	95	700	600	150	106	42	35	12	M30	TS 48-275	23148 K	H 3148	2 x FR 400-10	ETS52	4 x 750	3,4 kg	180
SD 3152 TS	240	440	164	320	280	330	515	260	100	770	650	160	116	50	42	13	M36	TS 52	23152 K	H 3152	2 x FR 440-10	ETS52	4 x 810	4,3 kg	215
SD 3156 TS	260	460	166	320	280	330	550	280	105	790	670	160	119	50	42	16	M36	TS 56-315	23156 K	H 3156	2 x FR 460-10	ETS60	4 x 870	4,4 kg	250
SD 3160 TS	280	500	180	350	310	360	590	300	110	830	710	190	125	50	42	22	M36	TS 60	23160 K	H 3160	2 x FR 500-10	ETS60	4 x 940	6,2 kg	300
SD 3164 TS	300	540	196	370	330	380	630	320	115	880	750	200	135	50	42	23	M36	TS 64	23164 K	H 3164	2 x FR 540-10	ETS64	4 x 1000	7,7 kg	330
SD 3168 TS	320	580	210	400	360	410	675	340	120	950	810	220	167	50	42	24	M36	TS 68	23168 K	H 3168	2 x FR 580-10	ETS68	4 x 1050	9,4 kg	380
SD 3172 TS	340	600	212	400	360	410	695	350	120	1000	840	220	171	50	42	30	M36	TS 72	23172 K	H 3172	2 x FR 600-10	ETS72	4 x 1090	9,7 kg	420
SD 3176 TS	360	620	214	400	360	410	715	360	120	1040	870	220	174	50	42	30	M36	TS 76	23176 K	H 3176	2 x FR 620-10	ETS76	4 x 1150	9,6 kg	490
SD 3180 TS	380	650	220	430	390	440	755	380	125	1120	950	240	190	60	48	30	M46	TS 80	23180 K	H 3180	2 x FR 650-10	ETS80	4 x 1220	12,2 kg	570
SD 3184 TS	400	700	244	460	420	470	810	410	130	1170	1000	260	210	60	48	35	M46	TS 84	23184 K	H 3184	2 x FR 700-10	ETS84	4 x 1280	14,9 kg	610
SD 3188 TS	410	720	246	460	430	470	835	420	135	1220	1030	260	238	60	48	35	M42	TS 88	23188 K	H 3188	2 x FR 720-10	ETS88	4 x 1350	16,2 kg	770
SD 3192 TS	430	760	260	470	440	480	875	440	145	1280	1070	260	243	60	48	35	M42	TS 92	23192 K	H 3192	2 x FR 760-10	ETS92	4 x 1410	17,4 kg	830
SD 3196 TS	450	790	268	470	440	480	920	460	155	1330	1110	260	243	70	56	35	M48	TS 96	23196 K	H 3196	2 x FR 790-10	ETS96	4 x 1510	17,2 kg	930

These Housings can also be manufactured of ductile iron or cast steel. Special kevlar or felt seals on request.