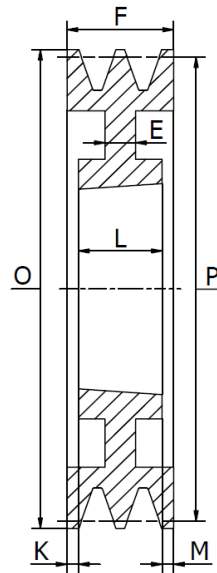
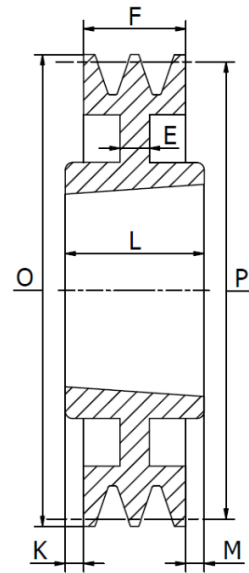
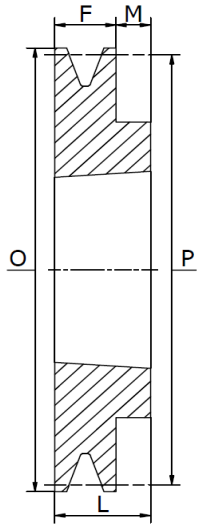

TYPE 1

TYPE 6

TYPE 7

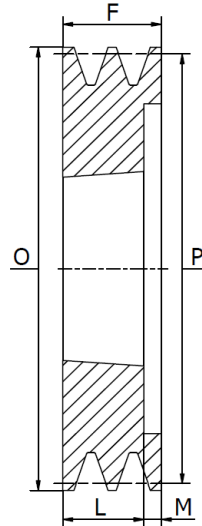
Part No.	Taper bush	Ø Max.	Dimensions (mm)							Type	Weight (kg)
			P	O	E	F	K	L	M		
TB-SPB 100X1-1610	1610	42	100	107	-	25	-	25	-	1	0,80
TB-SPB 106X1-1610	1610	42	106	113	-	25	-	25	-	1	0,91
TB-SPB 112X1-1610	1610	42	112	119	-	25	-	25	-	1	1,00
TB-SPB 118X1-1610	1610	42	118	125	-	25	-	25	-	1	1,50
TB-SPB 125X1-1610	1610	42	125	132	-	25	-	25	-	1	1,70
TB-SPB 132X1-1610	1610	42	132	139	-	25	-	25	-	1	1,80
TB-SPB 140X1-1610	1610	42	140	147	-	25	-	25	-	1	2,00
TB-SPB 150X1-1610	1610	42	150	157	-	25	-	25	-	1	2,40
TB-SPB 160X1-1610	1610	42	160	167	-	25	-	25	-	1	2,82
TB-SPB 170X1-1610	1610	42	170	177	-	25	-	25	-	1	3,10
TB-SPB 180X1-1610	1610	42	180	187	15	25	-	25	-	6	3,40
TB-SPB 190X1-2012	2012	50	190	197	15	25	3,5	32	3,5	7	3,70
TB-SPB 200X1-2012	2012	50	200	207	15	25	3,5	32	3,5	7	3,90
TB-SPB 212X1-2012	2012	50	212	219	15	25	3,5	32	3,5	7	4,50
TB-SPB 224X1-2012	2012	50	224	231	15	25	3,5	32	3,5	7	5,00
TB-SPB 236X1-2012	2012	50	236	243	15	25	3,5	32	3,5	7	5,50
TB-SPB 250X1-2012	2012	50	250	257	20	25	3,5	32	3,5	7	6,00
TB-SPB 280X1-2012	2012	50	280	287	20	25	3,5	32	3,5	7	6,40
TB-SPB 300X1-2012	2012	50	300	307	20	25	3,5	32	3,5	7	7,10
TB-SPB 315X1-2012	2012	50	315	322	20	25	3,5	32	3,5	7	8,00

TB-SPB V-belt pulleys for taper bush - 2 grooves

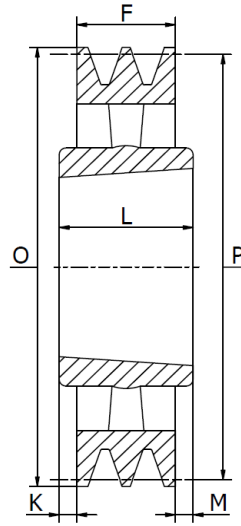
Material: Cast Iron GG25. Treatment: Phosphatization



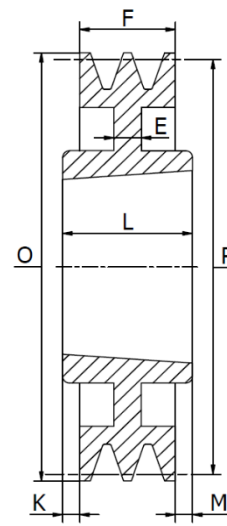
TYPE 1



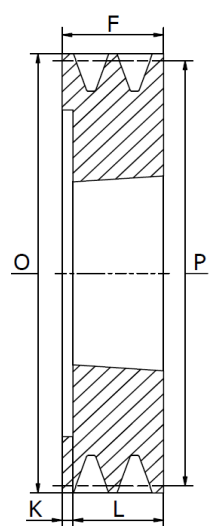
TYPE 2



TYPE 4



TYPE 7

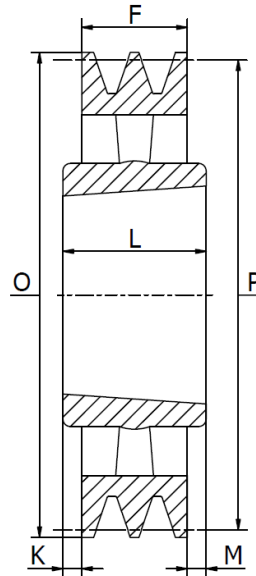


TYPE 8

Part No.	Taper bush	∅ Max.	Dimensions (mm)							Type	Weight (kg)
			P	O	E	F	K	L	M		
TB-SPB 100X2-1610	1610	42	100	107	-	44	19	25	-	8	1,20
TB-SPB 106X2-1610	1610	42	106	113	-	44	19	25	-	8	1,30
TB-SPB 112X2-1610	1610	42	112	119	-	44	19	25	-	8	1,50
TB-SPB 118X2-1610	1610	42	118	125	-	44	-	25	19	2	1,80
TB-SPB 125X2-2012	2012	50	125	132	-	44	-	32	12	2	2,00
TB-SPB 132X2-2012	2012	50	132	139	-	44	-	32	12	2	2,35
TB-SPB 140X2-2012	2012	50	140	147	-	44	-	32	12	2	2,70
TB-SPB 150X2-2012	2012	50	150	157	-	44	-	32	12	2	3,30
TB-SPB 160X2-2012	2012	50	160	167	-	44	-	32	12	2	4,00
TB-SPB 170X2-2012	2012	50	170	177	-	44	-	32	12	2	4,50
TB-SPB 180X2-2517	2517	60	180	187	-	44	-	45	1	1	5,66
TB-SPB 190X2-2517	2517	60	190	197	-	44	-	45	1	1	5,50
TB-SPB 200X2-2517	2517	60	200	207	-	44	-	45	1	1	6,44
TB-SPB 212X2-2517	2517	60	212	219	20	44	-	45	1	7	7,00
TB-SPB 224X2-2517	2517	60	224	231	15	44	-	45	1	7	7,69
TB-SPB 236X2-2517	2517	60	236	243	15	44	-	45	1	7	8,40
TB-SPB 250X2-2517	2517	60	250	257	20	44	-	45	1	7	8,50
TB-SPB 280X2-2517	2517	60	280	287	20	44	-	45	1	7	10,00
TB-SPB 300X2-2517	2517	60	300	307	12	44	-	45	1	7	11,85
TB-SPB 315X2-2517	2517	60	315	322	20	44	-	45	1	7	13,20
TB-SPB 335X2-2517	2517	60	335	342	20	44	-	45	1	7	14,00
TB-SPB 355X2-3020	3020	75	355	362	15	44	3,5	51	3,5	7	15,90
TB-SPB 400X2-3020	3020	75	400	407	-	44	3,5	51	3,5	4	16,00
TB-SPB 450X2-3020	3020	75	450	457	-	44	3,5	51	3,5	4	17,00
TB-SPB 500X2-3020	3020	75	500	507	-	44	3,5	51	3,5	4	19,00

TB-SPB V-belt pulleys for taper bush - 2 grooves

Material: Cast Iron GG25. Treatment: Phosphatization

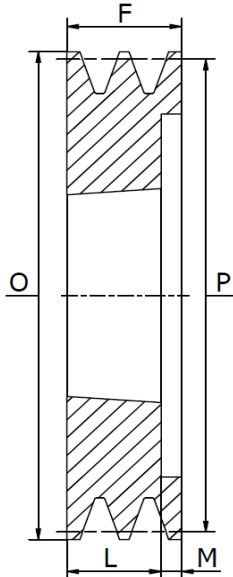


TYPE 4

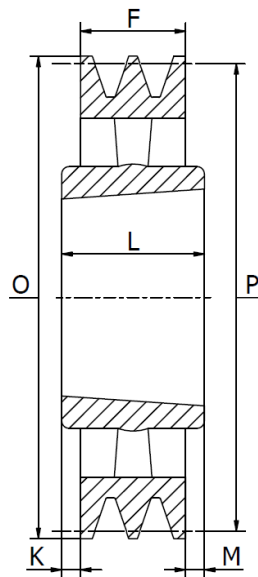
Part No.	Taper bush	Ø Max.	Dimensions (mm)							Type	Weight (kg)
			P	O	E	F	K	L	M		
TB-SPB 560X2-3020	3030	75	560	567	-	44	4	76	28	4	24
TB-SPB 630X2-3020	3030	75	630	637	-	44	16	76	16	4	25

TB-SPB V-belt pulleys for taper bush - 3 grooves

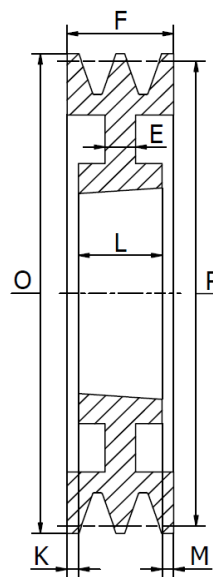
Material: Cast Iron GG25. Treatment: Phosphatization



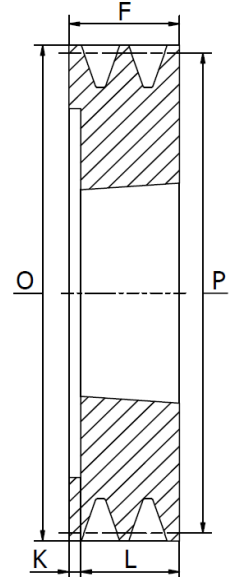
TYPE 2



TYPE 4



TYPE 6

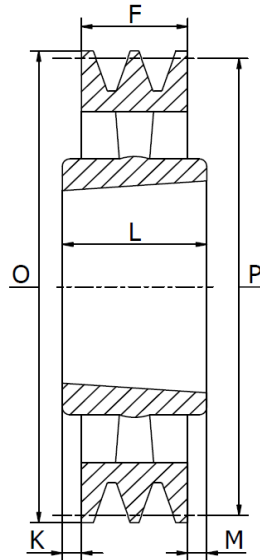


TYPE 8

Part No.	Taper bush	Ø Max.	Dimensions (mm)							Type	Weight (kg)
			P	O	E	F	K	L	M		
TB-SPB 100X3-1610	1610	42	100	107	-	63	38	25	-	8	1,30
TB-SPB 106X3-1610	1610	42	106	113	-	63	38	25	-	8	2,00
TB-SPB 112X3-1610	1610	42	112	119	-	63	38	25	-	8	2,30
TB-SPB 118X3-1610	1610	42	118	125	-	63	-	25	38	2	2,50
TB-SPB 125X3-2012	2012	50	125	132	-	63	-	32	31	2	2,80
TB-SPB 132X3-2012	2012	50	132	139	-	63	-	32	31	2	3,00
TB-SPB 140X3-2012	2012	50	140	147	-	63	-	32	31	2	3,50
TB-SPB 150X3-2517	2517	60	150	157	-	63	-	45	18	2	4,00
TB-SPB 160X3-2517	2517	60	160	167	-	63	-	45	18	2	4,73
TB-SPB 170X3-2517	2517	60	170	177	-	63	-	45	18	2	5,70
TB-SPB 180X3-2517	2517	60	180	187	-	63	-	45	18	2	6,60
TB-SPB 190X3-2517	2517	60	190	197	-	63	-	45	18	2	7,60
TB-SPB 200X3-2517	2517	60	200	207	-	63	-	45	18	2	8,10
TB-SPB 212X3-2517	2517	60	212	219	15	63	-	45	18	6	8,65
TB-SPB 224X3-2517	2517	60	224	231	15	63	-	45	18	6	9,05
TB-SPB 236X3-2517	2517	60	236	243	15	63	-	45	18	6	9,50
TB-SPB 250X3-3020	3020	75	250	257	20	63	-	51	12	6	11,00
TB-SPB 280X3-3020	3020	75	280	287	20	63	6	51	6	6	11,60
TB-SPB 300X3-3020	3020	75	300	307	20	63	6	51	6	6	13,50
TB-SPB 315X3-3020	3020	75	315	322	20	63	6	51	6	6	14,50
TB-SPB 335X3-3020	3020	75	335	342	20	63	6	51	6	6	16,50
TB-SPB 355X3-3020	3020	75	355	362	15	63	6	51	6	6	17,60
TB-SPB 400X3-3535	3535	90	400	407	-	63	13	89	13	4	23,30
TB-SPB 450X3-3535	3535	90	450	457	-	63	-	89	26	4	26,50

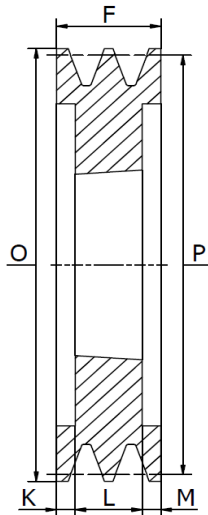
TB-SPB V-belt pulleys for taper bush - 3 grooves

Material: Cast Iron GG25. Treatment: Phosphatization

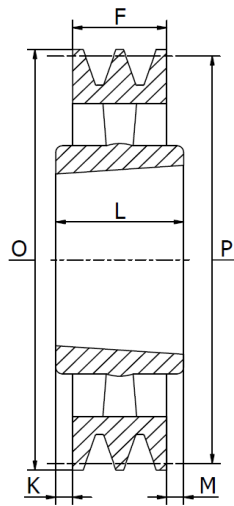


TYPE 4

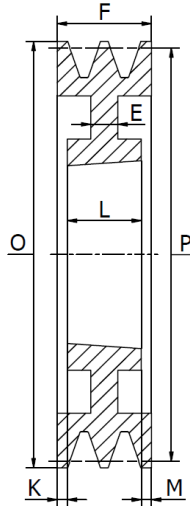
Part No.	Taper bush	Ø Max.	Dimensions (mm)							Type	Weight (kg)
			P	O	E	F	K	L	M		
TB-SPB 500X3-3535	3535	90	500	507	-	63	-	89	26	4	30,50
TB-SPB 560X3-3535	3535	90	560	567	-	63	-	89	26	4	35,50
TB-SPB 630X3-3535	3535	90	630	637	-	63	-	89	26	4	44,00
TB-SPB 710X3-3535	3535	90	710	717	-	63	13	89	13	4	47,00
TB-SPB 800X3-3535	3535	90	800	807	-	63	13	89	13	4	50,00
TB-SPB 900X3-3535	3535	90	900	907	-	63	13	89	13	4	54,50
TB-SPB 1000X3-4040	4040	100	1000	1007	-	63	19,5	102	19,5	4	78,00
TB-SPB 1250X3-4040	4040	100	1250	1257	-	63	19,5	102	19,5	4	100,00



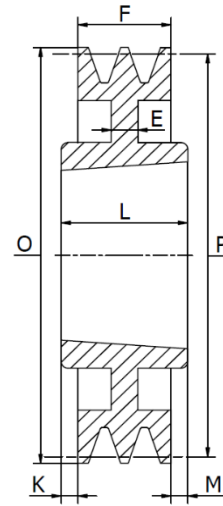
TYPE 3



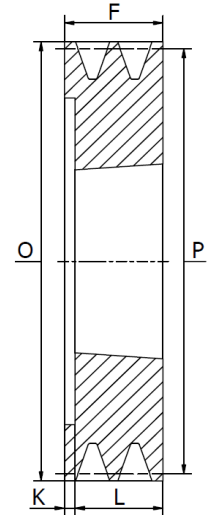
TYPE 4



TYPE 6



TYPE 7

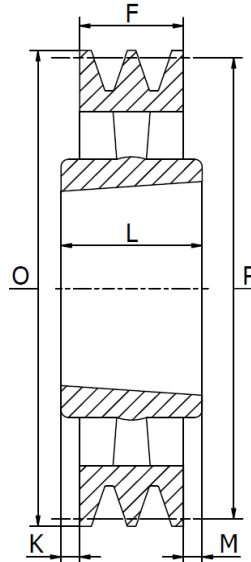


TYPE 8

Part No.	Taper bush	∅ Max.	Dimensions (mm)							Type	Weight (kg)
			P	O	E	F	K	L	M		
TB-SPB 100X4-1615	1615	42	100	117	-	82	44	38	-	8	2,30
TB-SPB 112X4-2012	2012	42	112	119	-	82	50	32	-	8	2,55
TB-SPB 125X4-2012	2012	50	125	132	-	82	25	32	25	3	3,20
TB-SPB 132X4-2012	2012	50	132	139	-	82	25	32	25	3	3,30
TB-SPB 140X4-2517	2517	60	140	147	-	82	18,5	45	18,5	3	3,80
TB-SPB 150X4-2517	2517	60	150	157	-	82	18,5	45	18,5	3	4,80
TB-SPB 160X4-2517	2517	60	160	167	-	82	18,5	45	18,5	3	5,70
TB-SPB 170X4-2517	2517	60	170	177	-	82	18,5	45	18,5	3	6,50
TB-SPB 180X4-2517	2517	60	180	187	-	82	18,5	45	18,5	3	7,40
TB-SPB 190X4-2517	2517	60	190	197	-	82	18,5	45	18,5	3	8,60
TB-SPB 200X4-3020	3020	75	200	207	-	82	15,5	51	15,5	3	9,20
TB-SPB 212X4-3020	3020	75	212	219	-	82	15,5	51	15,5	3	10,80
TB-SPB 224X4-3020	3020	75	224	231	-	82	15,5	51	15,5	3	12,40
TB-SPB 236X4-3020	3020	75	236	243	-	82	15,5	51	15,5	3	14,00
TB-SPB 250X4-3020	3020	75	250	257	25	82	15,5	51	15,5	6	12,90
TB-SPB 280X4-3020	3020	75	280	287	25	82	15,5	51	15,5	6	15,80
TB-SPB 300X4-3535	3535	90	300	307	25	82	-	89	7	7	19,50
TB-SPB 315X4-3535	3535	90	315	322	25	82	3,5	89	3,5	7	22,00
TB-SPB 335X4-3535	3535	90	335	342	25	82	3,5	89	3,5	7	24,40
TB-SPB 355X4-3535	3535	90	355	362	25	82	3,5	89	3,5	7	25,50
TB-SPB 400X4-3535	3535	90	400	407	-	82	3,5	89	3,5	4	27,20
TB-SPB 450X4-3535	3535	90	450	457	-	82	-	89	7	4	33,00
TB-SPB 500X4-3535	3535	90	500	507	-	82	-	89	7	4	36,00
TB-SPB 560X4-3535	3535	90	560	567	-	82	-	89	7	4	39,70
TB-SPB 630X4-3535	3535	90	630	637	-	82	-	89	7	4	46,00

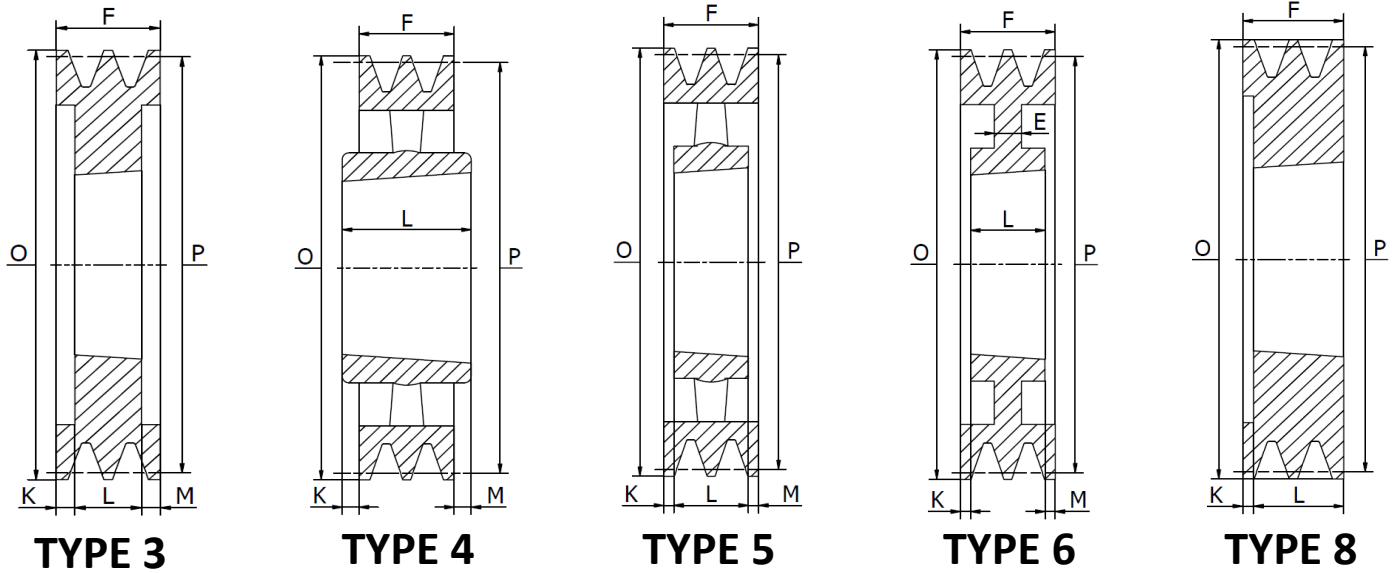
TB-SPB V-belt pulleys for taper bush - 4 grooves

Material: Cast Iron GG25. Treatment: Phosphatization



TYPE 4

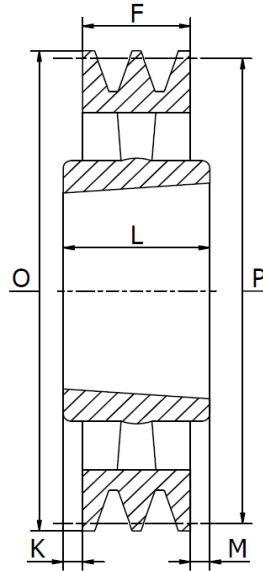
Part No.	Taper bush	Ø Max.	Dimensions (mm)							Type	Weight (kg)
			P	O	E	F	K	L	M		
TB-SPB 710X4-3535	3535	90	710	717	-	82	3,5	89	3,5	4	50,20
TB-SPB 800X4-4040	4040	100	800	807	-	82	10	102	10	4	68,00
TB-SPB 900X4-4040	4040	100	900	907	-	82	10	102	10	4	77,00
TB-SPB 1000X4-4040	4040	100	1000	1007	-	82	10	102	16	4	98,50
TB-SPB 1250X4-4545	4545	110	1250	1257	-	82	16	114	16	4	130,00



Part No.	Taper bush	Ø Max.	Dimensions (mm)							Type	Weight (kg)
			P	O	E	F	K	L	M		
TB-SPB 125X5-2012	2012	50	125	132	-	101	69	32	-	8	3,60
TB-SPB 132X5-2517	2517	60	132	139	-	101	56	45	-	8	3,80
TB-SPB 140X5-2517	2517	60	140	147	-	101	28	45	28	3	4,40
TB-SPB 150X5-2517	2517	60	150	157	-	101	28	45	28	3	5,50
TB-SPB 160X5-2517	2517	60	160	167	-	101	28	45	28	3	6,70
TB-SPB 170X5-2517	3020	75	170	177	-	101	25	51	25	3	7,35
TB-SPB 180X5-2517	3020	75	180	187	-	101	25	51	25	3	7,70
TB-SPB 190X5-2517	3020	75	190	197	-	101	25	51	25	3	9,00
TB-SPB 200X5-3020	3020	75	200	207	-	101	25	51	25	3	10,40
TB-SPB 212X5-3020	3020	75	212	219	-	101	25	51	25	3	11,90
TB-SPB 224X5-3020	3020	75	224	231	-	101	25	51	25	3	13,50
TB-SPB 236X5-3535	3535	90	236	243	-	101	6	89	6	3	19,10
TB-SPB 250X5-3535	3535	90	250	257	-	101	6	89	6	3	20,40
TB-SPB 280X5-3535	3535	90	280	287	25	101	6	89	6	6	21,50
TB-SPB 300X5-3535	3535	90	300	307	25	101	6	89	6	6	22,70
TB-SPB 315X5-3535	3535	90	315	322	25	101	6	89	6	6	23,30
TB-SPB 335X5-3535	3535	90	335	342	25	101	6	89	6	6	26,40
TB-SPB 355X5-3535	3535	90	355	362	17	101	6	89	6	6	27,00
TB-SPB 400X5-3535	3535	90	400	407	-	101	6	89	6	5	28,50
TB-SPB 450X5-3535	3535	90	450	457	-	101	-	89	12	5	34,00
TB-SPB 500X5-3535	3535	90	500	507	-	101	-	89	12	5	41,00
TB-SPB 560X5-4040	4040	100	560	567	-	101	-	102	1	4	51,00
TB-SPB 630X5-4040	4040	100	630	637	-	101	-	102	1	4	55,50
TB-SPB 710X5-4040	4040	100	710	717	-	101	-	102	1	4	65,20
TB-SPB 800X5-4040	4040	100	800	807	-	101	-	102	1	4	81,00

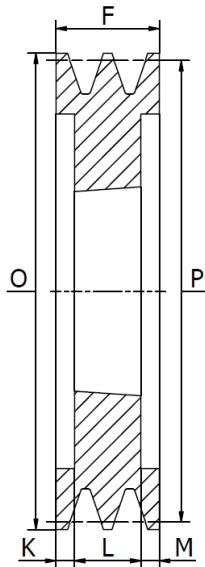
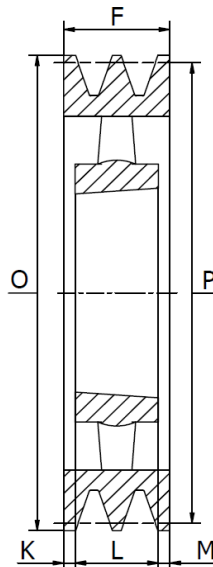
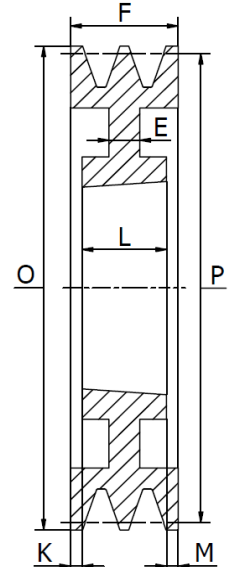
TB-SPB V-belt pulleys for taper bush - 5 grooves

Material: Cast Iron GG25. Treatment: Phosphatization



TYPE 4

Part No.	Taper bush	Ø Max.	Dimensions (mm)							Type	Weight (kg)
			P	O	E	F	K	L	M		
TB-SPB 900X5-4040	4040	100	900	907	-	101	-	102	1	4	98,00
TB-SPB 1000X5-4545	4545	110	1000	1007	-	101	6,5	114	6,5	4	125,00
TB-SPB 1250X5-4545	4545	110	1250	1257	-	101	6,5	114	6,5	4	167,50

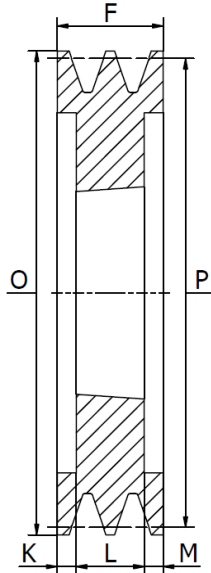

TYPE 3

TYPE 5

TYPE 6

Part No.	Taper bush	Ø Max.	Dimensions (mm)							Type	Weight (kg)
			P	O	E	F	K	L	M		
TB-SPB 140X6-2517	2517	60	140	147	-	120	37,5	45	37,5	3	5,00
TB-SPB 150X6-2517	2517	60	150	157	-	120	37,5	45	37,5	3	5,80
TB-SPB 160X6-3020	3020	75	160	167	-	120	34,5	51	34,5	3	6,50
TB-SPB 170X6-3020	3020	75	170	177	-	120	34,5	51	34,5	3	7,50
TB-SPB 180X6-3020	3020	75	180	187	-	120	34,5	51	34,5	3	8,80
TB-SPB 190X6-3020	3020	75	190	197	-	120	34,5	51	34,5	3	9,80
TB-SPB 200X6-3020	3020	75	200	207	-	120	34,5	51	34,5	3	11,60
TB-SPB 212X6-3535	3535	90	212	219	-	120	15,5	89	15,5	3	15,00
TB-SPB 224X6-3535	3535	90	224	231	-	120	15,5	89	15,5	3	18,10
TB-SPB 236X6-3535	3535	90	236	243	-	120	15,5	89	15,5	3	21,00
TB-SPB 250X6-3535	3535	90	250	257	-	120	15,5	89	15,5	3	22,20
TB-SPB 280X6-3535	3535	90	280	287	25	120	15,5	89	15,5	6	23,00
TB-SPB 300X6-3535	3535	90	300	307	25	120	15,5	89	15,5	6	24,20
TB-SPB 315X6-3535	3535	90	315	322	25	120	15,5	89	15,5	6	26,20
TB-SPB 335X6-3535	3535	90	335	342	25	120	15,5	89	15,5	6	27,00
TB-SPB 355X6-3535	3535	90	355	362	25	120	15,5	89	15,5	6	28,20
TB-SPB 400X6-3535	3535	90	400	407	-	120	15,5	89	15,5	5	32,70
TB-SPB 450X6-4040	4040	100	450	457	-	120	-	102	18	5	42,00
TB-SPB 500X6-4040	4040	100	500	507	-	120	-	102	18	5	48,00
TB-SPB 560X6-4040	4040	100	560	567	-	120	-	102	18	5	52,50
TB-SPB 630X6-4040	4040	100	630	637	-	120	-	102	18	5	66,00
TB-SPB 710X6-4040	4040	100	710	717	-	120	9	102	9	5	80,00
TB-SPB 800X6-4545	4545	110	800	807	-	120	3	114	3	5	83,00
TB-SPB 900X6-4545	4545	110	900	907	-	120	3	114	3	5	87,50
TB-SPB 1000X6-4545	4545	110	1000	1007	-	120	3	114	3	5	126,00
TB-SPB 1250X6-4545	4545	110	1250	1257	-	120	3	114	3	5	180,00

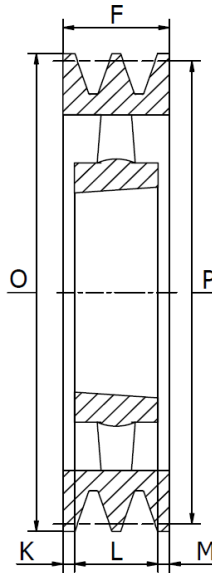


TB-SPB V-belt pulleys for taper bush - 8 grooves

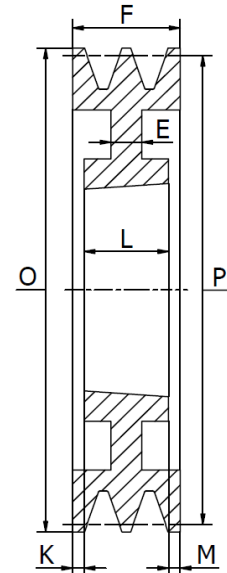
Material: Cast Iron GG25. Treatment: Phosphatization



TYPE 3

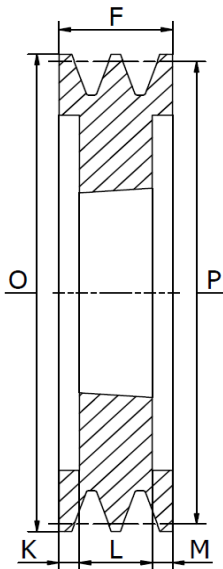
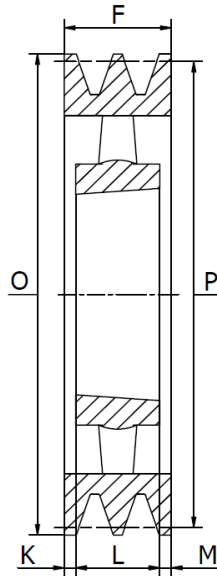
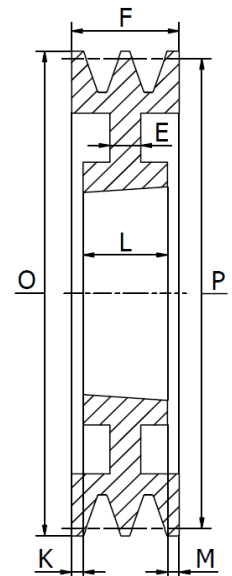


TYPE 5



TYPE 6

Part No.	Taper bush	Ø Max.	Dimensions (mm)							Type	Weight (kg)
			P	O	E	F	K	L	M		
TB-SPB 140X8-2517	2517	60	140	147	-	158	37,5	45	37,5	3	6,50
TB-SPB 160X8-3020	3020	75	160	167	-	158	53,5	51	53,5	3	7,00
TB-SPB 170X8-3030	3030	75	170	177	-	158	41	76	41	3	10,20
TB-SPB 180X8-3030	3030	75	180	187	-	158	41	76	41	3	11,40
TB-SPB 190X8-3030	3030	75	190	197	-	158	41	76	41	3	13,00
TB-SPB 200X8-3535	3535	90	200	207	-	158	34,5	89	34,5	3	14,00
TB-SPB 212X8-3535	3535	90	212	219	-	158	34,5	89	34,5	3	17,10
TB-SPB 224X8-3535	3535	90	224	231	-	158	34,5	89	34,5	3	19,50
TB-SPB 236X8-3535	3535	90	236	243	-	158	34,5	89	34,5	3	23,00
TB-SPB 250X8-3535	3535	90	250	257	-	158	34,5	89	34,5	3	26,20
TB-SPB 280X8-3535	3535	90	280	287	25	158	34,5	89	34,5	6	27,00
TB-SPB 300X8-3535	3535	90	300	307	25	158	34,5	89	34,5	6	28,50
TB-SPB 315X8-3535	3535	90	315	322	25	158	34,5	89	34,5	6	30,00
TB-SPB 335X8-3535	3535	90	335	342	25	158	34,5	89	34,5	6	33,00
TB-SPB 355X8-3535	3535	90	355	362	25	158	34,5	89	34,5	6	34,50
TB-SPB 400X8-4040	4040	100	400	407	30	158	28	102	28	6	47,50
TB-SPB 450X8-4040	4040	100	450	457	-	158	28	102	28	5	49,50
TB-SPB 500X8-4040	4040	100	500	507	-	158	28	102	28	5	54,30
TB-SPB 560X8-4545	4545	110	560	567	-	158	22	114	22	5	74,50
TB-SPB 630X8-4545	4545	110	630	637	-	158	22	114	22	5	80,00
TB-SPB 710X8-4545	4545	110	710	717	-	158	22	114	22	5	103,00
TB-SPB 800X8-4545	4545	110	800	807	-	158	22	114	22	5	117,50
TB-SPB 900X8-4545	4545	110	900	907	-	158	22	114	22	5	120,50
TB-SPB 1000X8-5050	5050	125	1000	1007	-	158	15,5	127	15,5	5	160,00
TB-SPB 1250X8-5050	5050	125	1250	1257	-	158	15,5	127	15,5	5	230,00


TYPE 3

TYPE 5

TYPE 6

Part No.	Taper bush	Ø Max.	Dimensions (mm)							Type	Weight (kg)
			P	O	E	F	K	L	M		
TB-SPB 224X10-3535	3535	90	224	231	-	196	53,5	89	53,5	3	24,00
TB-SPB 236X10-3535	3535	90	236	243	-	196	53,5	89	53,5	3	25,50
TB-SPB 250X10-3535	3535	90	250	257	-	196	53,5	89	53,5	3	29,50
TB-SPB 280X10-3535	3535	90	280	287	30	196	53,5	89	53,5	6	30,00
TB-SPB 315X10-3535	3535	90	315	322	30	196	53,5	89	53,5	6	37,00
TB-SPB 335X10-4040	4040	100	335	342	30	196	47	102	47	6	39,10
TB-SPB 355X10-4040	4040	100	355	362	30	196	47	102	47	6	40,00
TB-SPB 400X10-4040	4040	100	400	407	30	196	47	102	47	6	54,00
TB-SPB 450X10-4545	4545	110	450	457	-	196	41	114	41	5	61,00
TB-SPB 500X10-4545	4545	110	500	507	-	196	41	114	41	5	68,00
TB-SPB 560X10-4545	4545	110	560	567	-	196	41	114	41	5	82,00
TB-SPB 630X10-4545	4545	110	630	637	-	196	41	114	41	5	88,00
TB-SPB 710X10-4545	4545	110	710	717	-	196	41	114	41	5	100,00
TB-SPB 800X10-4545	4545	110	800	807	-	196	41	114	41	5	133,00
TB-SPB 900X10-5050	5050	125	900	907	-	196	34,5	127	34,5	5	144,00
TB-SPB 1000X10-5050	5050	125	1000	1007	-	196	34,5	127	34,5	5	-