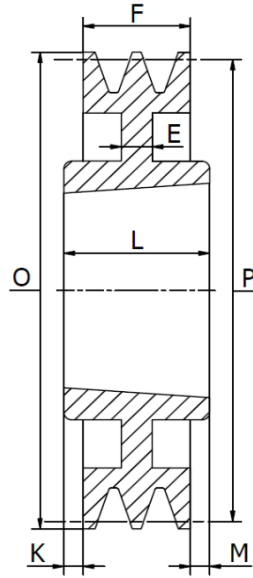
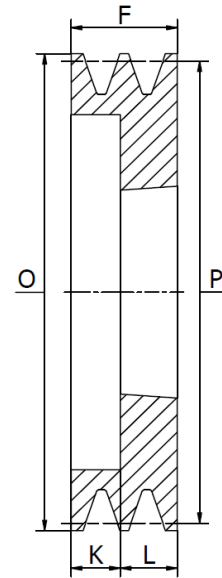
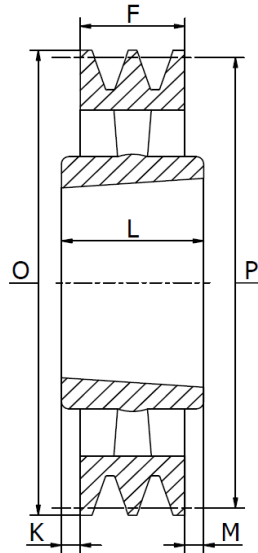

TYPE 1

TYPE 7

TYPE 9

Part No.	Taper bush	Ø Max.	Dimensions (mm)							Type	Weight (kg)
			P	O	E	F	K	L	M		
TB-SPZ 50X1-1008*	1008	25	50	54	-	37	12	25	-	9	0,40
TB-SPZ 56X1-1008*	1008	25	56	60	-	37	12	25	-	9	0,50
TB-SPZ 60X1-1008*	1008	25	60	64	-	22	-	22	-	1	0,60
TB-SPZ 63X1-1108	1108	28	63	67	-	16	-	22	6	1	0,40
TB-SPZ 67X1-1108	1108	28	67	71	-	16	-	22	6	1	0,43
TB-SPZ 71X1-1108	1108	28	71	75	-	16	-	22	6	1	0,47
TB-SPZ 75X1-1108	1108	28	75	79	-	16	-	22	6	1	0,50
TB-SPZ 80X1-1210	1210	32	80	84	-	16	-	25	9	1	0,52
TB-SPZ 85X1-1210	1210	32	85	89	-	16	-	25	9	1	0,70
TB-SPZ 90X1-1210	1210	32	90	94	-	16	-	25	9	1	0,75
TB-SPZ 95X1-1210	1210	32	95	99	-	16	-	25	9	1	0,80
TB-SPZ 100X1-1210	1210	32	100	104	-	16	-	25	9	1	0,90
TB-SPZ 106X1-1610	1610	42	106	110	-	16	-	25	9	1	1,00
TB-SPZ 112X1-1610	1610	42	112	116	-	16	-	25	9	1	1,10
TB-SPZ 118X1-1610	1610	42	118	122	-	16	-	25	9	1	1,20
TB-SPZ 125X1-1610	1610	42	125	129	-	16	-	25	9	1	1,40
TB-SPZ 132X1-1610	1610	42	132	136	-	16	-	25	9	1	1,50
TB-SPZ 140X1-1610	1610	42	140	144	-	16	-	25	9	1	1,60
TB-SPZ 150X1-1610	1610	42	150	154	-	16	-	25	9	1	1,80
TB-SPZ 160X1-1610	1610	42	160	164	-	16	-	25	9	1	2,00
TB-SPZ 170X1-1610	1610	42	170	174	-	16	-	25	9	1	2,30
TB-SPZ 180X1-1610	1610	42	180	184	6	16	-	25	9	7	2,50
TB-SPZ 190X1-1610	1610	42	190	194	12	16	-	25	9	7	2,70

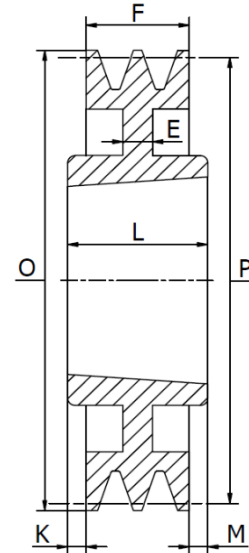
* Material Steel

TB-SPZ V-belt pulleys for taper bush - 1 groove

Material: Cast Iron GG25. Treatment: Phosphatization



TYPE 4



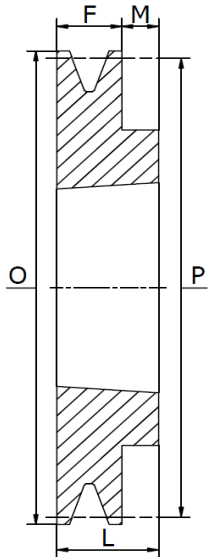
TYPE 7

Part No.	Taper bush	∅ Max.	Dimensions (mm)							Type	Weight (kg)
			P	O	E	F	K	L	M		
TB-SPZ 200X1-2012	2012	50	200	204	10	16	-	32	16	7	3,20
TB-SPZ 224X1-2012	2012	50	224	228	15	16	-	32	16	7	3,40
TB-SPZ 250X1-2012	2012	50	250	254	-	16	8	32	8	4	3,60
TB-SPZ 280X1-2012	2012	50	280	284	-	16	8	32	8	4	4,10
TB-SPZ 315X1-2012	2012	50	315	319	-	16	8	32	8	4	5,30
TB-SPZ 355X1-2012	2012	50	355	359	-	16	8	32	8	4	6,00
TB-SPZ 400X1-2012	2012	50	400	404	-	16	8	32	8	4	6,50
TB-SPZ 450X1-2517	2517	60	450	454	-	16	14,5	45	14,5	4	7,00

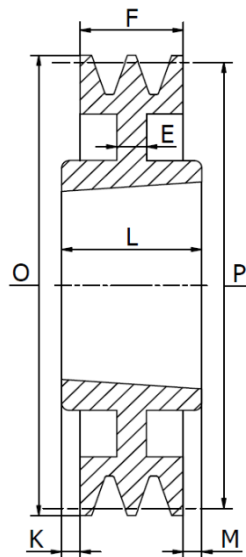


TB-SPZ V-belt pulleys for taper bush - 2 grooves

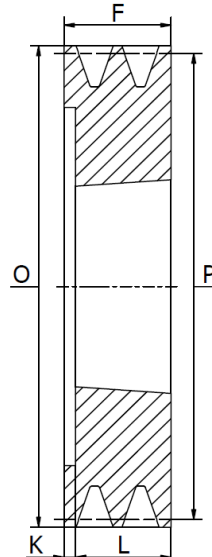
Material: Cast Iron GG25. Treatment: Phosphatization



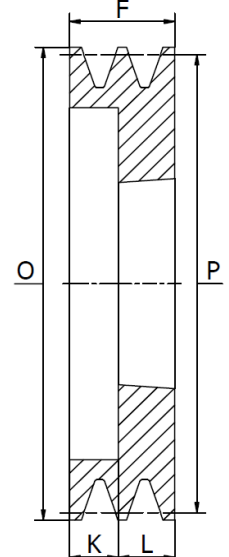
TYPE 1



TYPE 7



TYPE 8



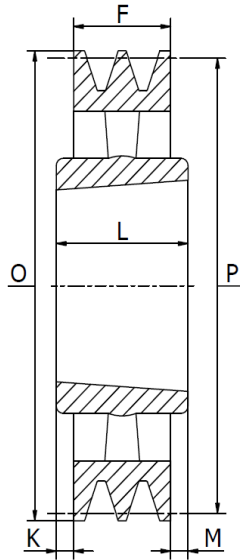
TYPE 9

Part No.	Taper bush	Ø Max.	Dimensions (mm)							Type	Weight (kg)
			P	O	E	F	K	L	M		
TB-SPZ 50X2-1008*	1008	25	50	54	-	50	25	25	-	9	0,40
TB-SPZ 56X2-1008*	1008	25	56	60	-	49	27	22	-	9	0,50
TB-SPZ 60X2-1108	1108	28	60	64	-	49	27	22	-	9	0,25
TB-SPZ 63X2-1108	1108	28	63	67	-	28	6	22	-	8	0,30
TB-SPZ 67X2-1108	1108	28	67	71	-	28	6	22	-	8	0,40
TB-SPZ 71X2-1108	1108	28	71	75	-	28	6	22	-	8	0,50
TB-SPZ 75X2-1210	1210	32	75	79	-	28	3	25	-	8	0,55
TB-SPZ 80X2-1210	1210	32	80	84	-	28	3	25	-	8	0,60
TB-SPZ 85X2-1610	1610	42	85	89	-	28	3	25	-	8	0,65
TB-SPZ 90X2-1610	1610	42	90	94	-	28	3	25	-	8	0,75
TB-SPZ 95X2-1610	1610	42	95	99	-	28	3	25	-	8	0,80
TB-SPZ 100X2-1610	1610	42	100	104	-	28	3	25	-	8	0,90
TB-SPZ 106X2-1610	1610	42	106	110	-	28	3	25	-	8	1,08
TB-SPZ 112X2-1610	1610	42	112	116	-	28	3	25	-	8	1,20
TB-SPZ 118X2-1610	1610	42	118	122	-	28	3	25	-	8	1,50
TB-SPZ 125X2-1610	1610	42	125	129	-	28	3	25	-	8	1,85
TB-SPZ 132X2-1610	1610	42	132	136	-	28	3	25	-	8	2,00
TB-SPZ 140X2-1610	1610	42	140	144	-	28	3	25	-	8	2,50
TB-SPZ 150X2-2012	2012	50	150	154	-	28	-	32	4	1	2,70
TB-SPZ 160X2-2012	2012	50	160	164	-	28	-	32	4	1	3,00
TB-SPZ 170X2-2012	2012	50	170	174	-	28	-	32	4	1	3,50
TB-SPZ 180X2-2012	2012	50	180	184	6	28	-	32	4	7	3,80
TB-SPZ 190X2-2012	2012	50	190	194	12	28	-	32	4	7	4,00

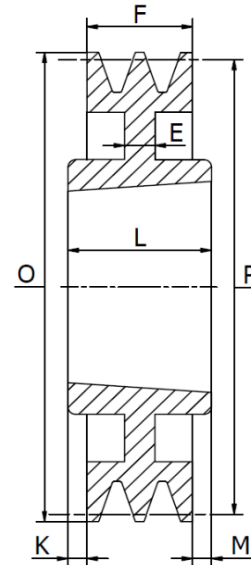
* Material Steel

TB-SPZ V-belt pulleys for taper bush - 2 grooves

Material: Cast Iron GG25. Treatment: Phosphatization

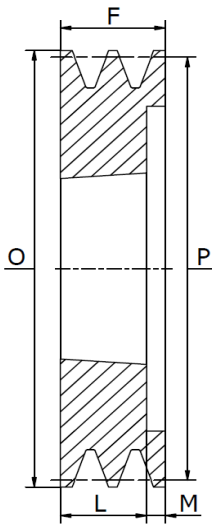


TYPE 4

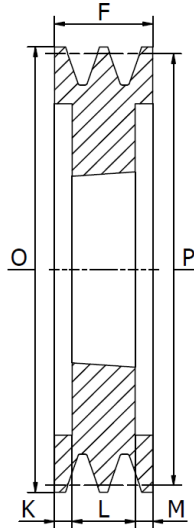


TYPE 7

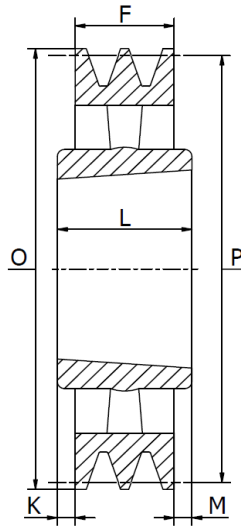
Part No.	Taper bush	Ø Max.	Dimensions (mm)							Type	Weight (kg)
			P	O	E	F	K	L	M		
TB-SPZ 200X2-2012	2012	50	200	204	6	28	-	32	4	7	4,3
TB-SPZ 228X2-2012	2012	50	224	228	15	28	-	32	4	7	4,5
TB-SPZ 250X2-2012	2012	50	250	254	-	28	2	32	2	4	4,8
TB-SPZ 280X2-2012	2012	50	280	284	-	28	2	32	2	4	5,2
TB-SPZ 315X2-2012	2012	50	315	319	-	28	2	32	2	4	5,9
TB-SPZ 355X2-2012	2012	50	355	359	-	28	2	32	2	4	7,8
TB-SPZ 400X2-2517	2517	60	400	404	-	28	8,5	45	8,5	4	9,5
TB-SPZ 450X2-2517	2517	60	450	454	-	28	8,5	45	8,5	4	10,4



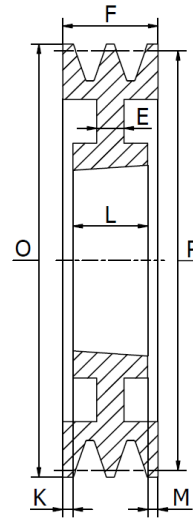
TYPE 2



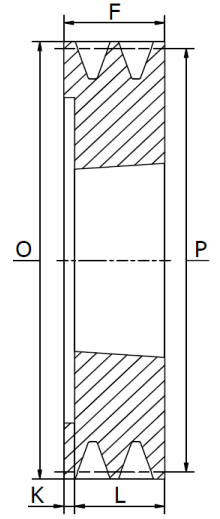
TYPE 3



TYPE 4



TYPE 6

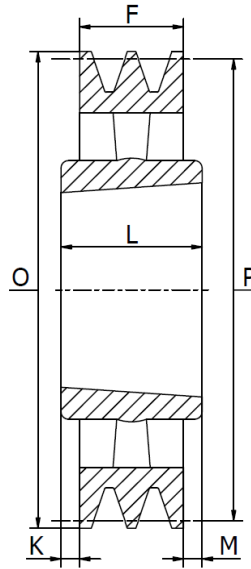


TYPE 8

Part No.	Taper bush	Ø Max.	Dimensions (mm)							Type	Weight (kg)
			P	O	E	F	K	L	M		
TB-SPZ 63X3-1108	1108	28	63	67	-	40	18	22	-	8	0,40
TB-SPZ 67X3-1108	1108	28	67	71	-	40	18	22	-	8	0,50
TB-SPZ 71X3-1108	1108	28	71	75	-	40	18	22	-	8	0,60
TB-SPZ 75X3-1210	1210	32	75	79	-	40	15	25	-	8	0,70
TB-SPZ 80X3-1210	1210	32	80	84	-	40	15	25	-	8	0,75
TB-SPZ 85X3-1610	1610	42	85	89	-	40	15	25	-	8	0,80
TB-SPZ 90X3-1610	1610	42	90	94	-	40	15	25	-	8	0,85
TB-SPZ 95X3-1610	1610	42	95	99	-	40	15	25	-	8	1,20
TB-SPZ 100X3-1610	1610	42	100	104	-	40	15	25	-	8	1,25
TB-SPZ 106X3-1610	1610	42	106	110	-	40	15	25	-	8	1,30
TB-SPZ 112X3-2012	2012	50	112	116	-	40	8	32	-	8	1,40
TB-SPZ 118X3-2012	2012	50	118	122	-	40	8	32	-	8	1,50
TB-SPZ 125X3-2012	2012	50	125	129	-	40	-	32	8	2	1,80
TB-SPZ 132X3-2012	2012	50	132	136	-	40	-	32	8	2	2,00
TB-SPZ 140X3-2012	2012	50	140	144	-	40	-	32	8	2	2,70
TB-SPZ 150X3-2012	2012	50	150	154	-	40	-	32	8	2	3,00
TB-SPZ 160X3-2012	2012	50	160	164	-	40	-	32	8	2	3,80
TB-SPZ 170X3-2012	2012	50	170	174	-	40	4	32	4	3	4,30
TB-SPZ 180X3-2012	2012	50	180	184	7	40	-	32	8	6	4,60
TB-SPZ 190X3-2012	2012	50	190	194	10	40	4	32	4	6	4,80
TB-SPZ 200X3-2012	2012	50	200	204	10	40	4	32	4	6	5,00
TB-SPZ 228X3-2012	2012	50	224	228	12	40	4	32	4	6	5,30
TB-SPZ 250X3-2012	2012	50	250	254	-	40	4	32	4	5	5,50
TB-SPZ 280X3-2517	2517	60	280	284	-	40	2,5	45	2,5	4	7,50
TB-SPZ 315X3-2517	2517	60	315	319	-	40	2,5	45	2,5	4	8,20

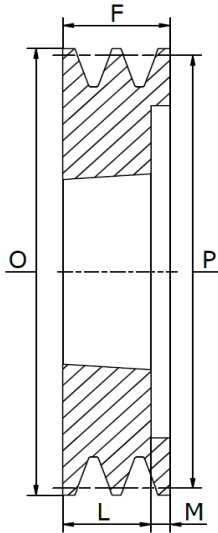
TB-SPZ V-belt pulleys for taper bush - 3 grooves

Material: Cast Iron GG25. Treatment: Phosphatization

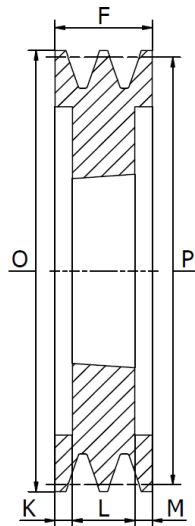


TYPE 4

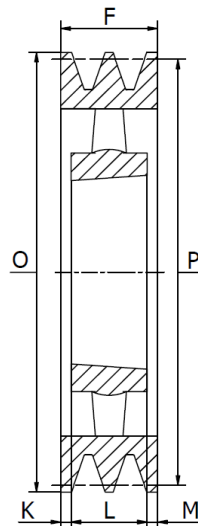
Part No.	Taper bush	Ø Max.	Dimensions (mm)							Type	Weight (kg)
			P	O	E	F	K	L	M		
TB-SPZ 355X3-2517	2517	60	355	359	-	40	2,5	45	2,5	4	11,00
TB-SPZ 400X3-2517	2517	60	400	404	-	40	2,5	45	2,5	4	11,20
TB-SPZ 450X3-2517	2517	60	450	454	-	40	2,5	45	2,5	4	13,10
TB-SPZ 500X3-2517	2517	60	500	504	-	40	2,5	45	2,5	4	15,00
TB-SPZ 630X3-3020	3020	75	630	634	-	40	5,5	51	5,5	4	18,00
TB-SPZ 800X3-3020	3020	75	800	804	-	40	5,5	51	5,5	4	41,50



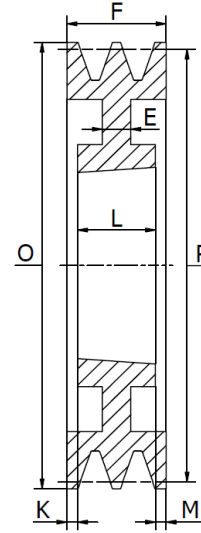
TYPE 2



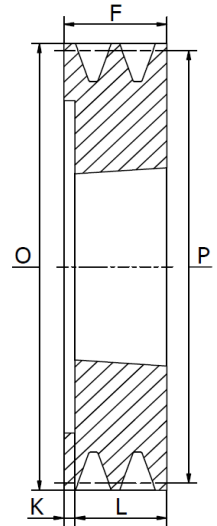
TYPE 3



TYPE 5



TYPE 6

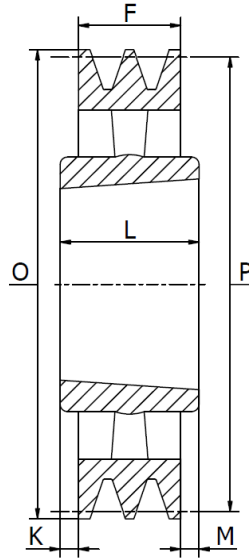


TYPE 8

Part No.	Taper bush	Ø Max.	Dimensions (mm)							Type	Weight (kg)
			P	O	E	F	K	L	M		
TB-SPZ 80X4-1210	1210	32	80	84	-	52	27	25	-	8	1,00
TB-SPZ 85X4-1610	1610	42	85	89	-	52	27	25	-	8	1,10
TB-SPZ 90X4-1610	1610	42	90	94	-	52	27	25	-	8	1,20
TB-SPZ 95X4-1610	1610	42	95	99	-	52	27	25	-	8	1,30
TB-SPZ 100X4-1610	1610	42	100	104	-	52	27	25	-	8	1,40
TB-SPZ 106X4-1610	1610	42	106	110	-	52	27	25	-	8	1,60
TB-SPZ 112X4-2012	2012	50	112	116	-	52	20	32	-	8	1,70
TB-SPZ 118X4-2012	2012	50	118	122	-	52	20	32	-	8	1,80
TB-SPZ 125X4-2012	2012	50	125	129	-	52	-	32	20	2	2,00
TB-SPZ 132X4-2012	2012	50	132	136	-	52	-	32	20	2	2,50
TB-SPZ 140X4-2012	2012	50	140	144	-	52	-	32	20	2	3,00
TB-SPZ 150X4-2517	2517	60	150	154	-	52	-	45	7	2	3,80
TB-SPZ 160X4-2517	2517	60	160	164	-	52	-	45	7	2	4,50
TB-SPZ 170X4-2517	2517	60	170	174	-	52	-	45	7	2	5,28
TB-SPZ 180X4-2517	2517	60	180	184	-	52	-	45	7	2	6,40
TB-SPZ 190X4-2517	2517	60	190	194	-	52	3,5	45	3,5	3	7,50
TB-SPZ 200X4-2517	2517	60	200	204	8	52	3,5	45	3,5	6	8,60
TB-SPZ 228X4-2517	2517	60	224	228	14	52	3,5	45	3,5	6	-
TB-SPZ 250X4-2517	2517	60	250	254	12	52	3,5	45	3,5	6	9,70
TB-SPZ 280X4-2517	2517	60	280	284	14	52	3,5	45	3,5	6	10,90
TB-SPZ 315X4-2517	2517	60	315	319	-	52	3,5	45	3,5	5	12,00
TB-SPZ 355X4-2517	2517	60	355	359	-	52	3,5	45	3,5	5	12,90
TB-SPZ 400X4-2517	2517	60	400	404	-	52	3,5	45	3,5	5	14,20
TB-SPZ 450X4-3020	3020	75	450	454	-	52	0,5	51	0,5	5	16,00
TB-SPZ 500X4-3020	3020	75	500	504	-	52	0,5	51	0,5	5	19,50

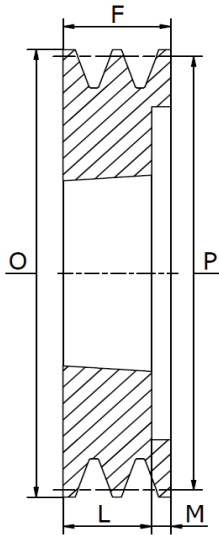
TB-SPZ V-belt pulleys for taper bush - 4 grooves

Material: Cast Iron GG25. Treatment: Phosphatization

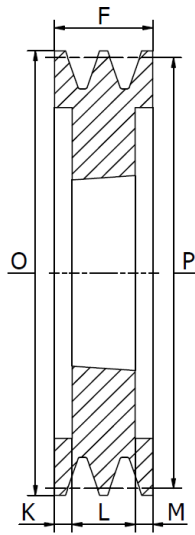


TYPE 4

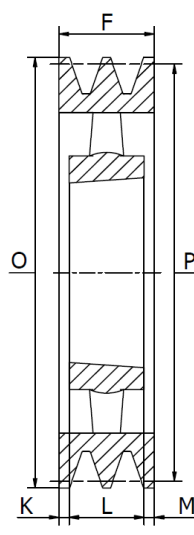
Part No.	Taper bush	Ø Max.	Dimensions (mm)							Type	Weight (kg)
			P	O	E	F	K	L	M		
TB-SPZ 630X4-3030	3030	75	630	634	-	52	12	76	12	4	25,00
TB-SPZ 800X4-3030	3030	75	800	804	-	52	12	76	12	4	42,50



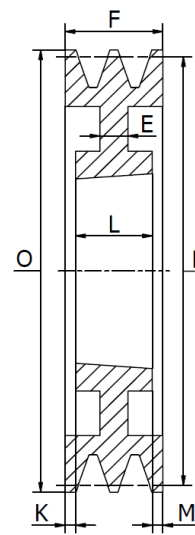
TYPE 2



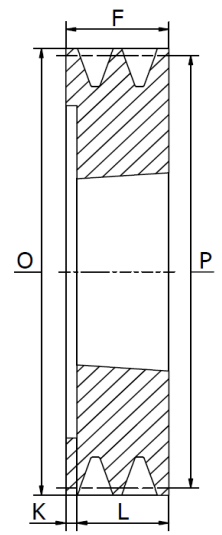
TYPE 3



TYPE 5



TYPE 6

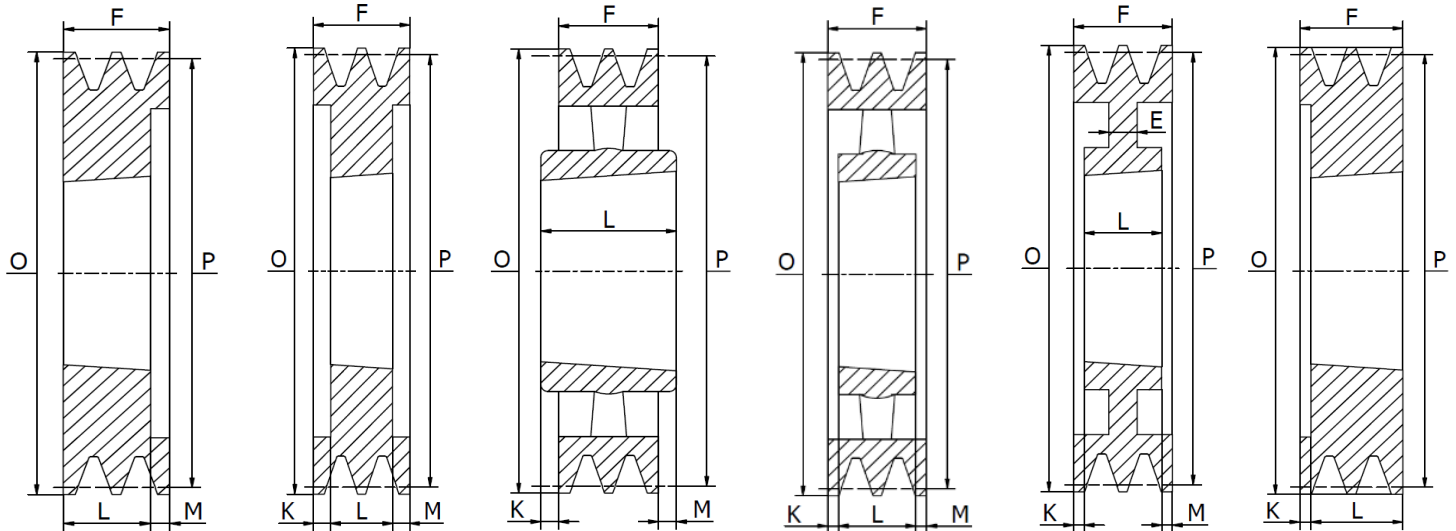


TYPE 8

Part No.	Taper bush	∅ Max.	Dimensions (mm)							Type	Weight (kg)
			P	O	E	F	K	L	M		
TB-SPZ 85X5-1610	1610	42	85	89	-	64	39	25	-	8	1,20
TB-SPZ 90X5-1610	1610	42	90	94	-	64	39	25	-	8	1,25
TB-SPZ 95X5-1610	1610	42	95	99	-	64	39	25	-	8	1,45
TB-SPZ 100X5-2012	2012	50	100	104	-	64	32	32	-	8	1,50
TB-SPZ 106X5-2012	2012	50	106	110	-	64	32	32	-	8	1,70
TB-SPZ 112X5-2012	2012	50	112	116	-	64	32	32	-	8	2,00
TB-SPZ 118X5-2012	2012	50	118	122	-	64	32	32	-	8	2,30
TB-SPZ 125X5-2012	2012	50	125	129	-	64	32	32	-	8	3,00
TB-SPZ 132X5-2517	2517	60	132	136	-	64	19	45	19	8	3,50
TB-SPZ 140X5-2517	2517	60	140	144	-	64	-	45	19	2	3,80
TB-SPZ 150X5-2517	2517	60	150	154	-	64	-	45	19	2	4,20
TB-SPZ 160X5-2517	2517	60	160	164	-	64	-	45	19	2	5,00
TB-SPZ 170X5-2517	2517	60	170	174	-	64	-	45	19	2	6,00
TB-SPZ 180X5-2517	2517	60	180	184	-	64	-	45	19	2	7,50
TB-SPZ 190X5-2517	2517	60	190	194	-	64	9,5	45	9,5	3	8,00
TB-SPZ 200X5-2517	2517	60	200	204	-	64	9,5	45	9,5	3	8,50
TB-SPZ 224X5-2517	2517	60	224	228	20	64	9,5	45	9,5	6	9,00
TB-SPZ 250X5-2517	2517	60	250	254	16	64	9,5	45	9,5	6	9,50
TB-SPZ 280X5-2517	2517	60	280	284	15	64	9,5	45	9,5	6	10,50
TB-SPZ 315X5-2517	2517	60	315	319	-	64	9,5	45	9,5	5	11,00
TB-SPZ 355X5-2517	2517	60	355	359	-	64	9,5	45	9,5	5	13,80
TB-SPZ 400X5-3020	3020	75	400	404	-	64	6,5	51	6,5	5	14,50
TB-SPZ 450X5-3020	3020	75	450	454	-	64	6,5	51	6,5	5	20,00
TB-SPZ 500X5-3030	3030	75	500	504	-	64	6	76	6	4	23,50
TB-SPZ 630X5-3030	3030	75	630	634	-	64	6	76	6	4	29,50
TB-SPZ 800X5-3535	3535	90	800	804	-	64	12,5	89	12,5	4	44,00

TB-SPZ V-belt pulleys for taper bush - 6 grooves

Material: Cast Iron GG25. Treatment: Phosphatization



TYPE 2

TYPE 3

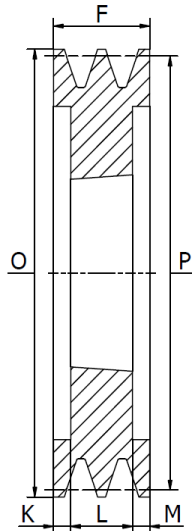
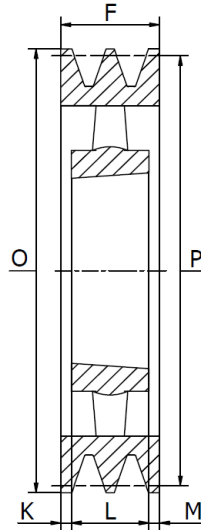
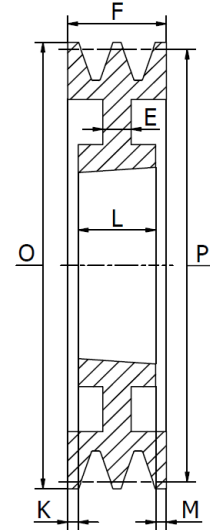
TYPE 4

TYPE 5

TYPE 6

TYPE 8

Part No.	Taper bush	∅ Max.	Dimensions (mm)							Type	Weight (kg)
			P	O	E	F	K	L	M		
TB-SPZ 90X6-1610	1610	42	90	94	-	76	51	25	-	8	1,50
TB-SPZ 95X6-1610	1610	42	95	99	-	76	51	25	-	8	1,70
TB-SPZ 100X6-2012	2012	50	100	104	-	76	44	32	-	8	1,80
TB-SPZ 106X6-2012	2012	50	106	110	-	76	44	32	-	8	2,00
TB-SPZ 112X6-2012	2012	50	112	116	-	76	44	32	-	8	2,30
TB-SPZ 118X6-2517	2517	60	118	122	-	76	31	45	-	8	2,40
TB-SPZ 125X6-2517	2517	60	125	129	-	76	31	45	-	8	2,50
TB-SPZ 132X6-2517	2517	60	132	136	-	76	31	45	-	8	3,00
TB-SPZ 140X6-2517	2517	60	140	144	-	76	-	45	31	2	3,50
TB-SPZ 150X6-2517	2517	60	150	154	-	76	-	45	31	2	4,00
TB-SPZ 160X6-2517	2517	60	160	164	-	76	-	45	31	2	5,00
TB-SPZ 170X6-2517	2517	60	170	174	-	76	-	45	31	2	6,30
TB-SPZ 180X6-2517	2517	60	180	184	-	76	15,5	45	15,5	3	7,36
TB-SPZ 190X6-2517	2517	60	190	194	-	76	15,5	45	15,5	3	8,20
TB-SPZ 200X6-2517	2517	60	200	204	-	76	15,5	45	15,5	3	9,00
TB-SPZ 224X6-2517	2517	60	224	228	26	76	15,5	45	15,5	6	9,60
TB-SPZ 250X6-2517	2517	60	250	254	26	76	15,5	45	15,5	6	10,00
TB-SPZ 280X6-2517	2517	60	280	284	15	76	15,5	45	15,5	6	10,20
TB-SPZ 315X6-2517	2517	60	315	319	15	76	15,5	45	15,5	6	11,30
TB-SPZ 355X6-2517	2517	60	355	359	-	76	15,5	45	15,5	5	16,30
TB-SPZ 400X6-3030	3030	75	400	404	-	76	-	76	-	5	18,70
TB-SPZ 450X6-3030	3030	75	450	454	-	76	-	76	-	5	22,50
TB-SPZ 500X6-3030	3030	75	500	504	-	76	-	76	-	5	26,50
TB-SPZ 630X6-3535	3535	90	630	634	-	76	6,5	89	6,5	4	36,00
TB-SPZ 800X6-3535	3535	90	800	804	-	76	6,5	89	6,5	4	47,50


TYPE 3

TYPE 5

TYPE 6

Part No.	Taper bush	∅ Max.	Dimensions (mm)							Type	Weight (kg)
			P	O	E	F	K	L	M		
TB-SPZ 140X8-2517	2517	60	140	144	-	100	27,5	45	27,5	3	4,50
TB-SPZ 150X8-2517	2517	60	150	154	-	100	27,5	45	27,5	3	5,50
TB-SPZ 160X8-2517	2517	60	160	164	-	100	27,5	45	27,5	3	6,30
TB-SPZ 180X8-2517	2517	60	180	184	-	100	27,5	45	27,5	3	8,40
TB-SPZ 200X8-3020	3020	75	200	204	-	100	24,5	51	24,5	3	9,80
TB-SPZ 224X8-3020	3020	75	224	228	-	100	24,5	51	24,5	3	11,80
TB-SPZ 250X8-3020	3020	75	250	254	20	100	24,5	51	24,5	6	13,50
TB-SPZ 280X8-3020	3020	75	280	284	20	100	24,5	51	24,5	6	15,00
TB-SPZ 355X8-3030	3030	75	355	359	-	100	12	76	12	5	18,00
TB-SPZ 400X8-3030	3030	75	400	404	-	100	12	76	12	5	21,90
TB-SPZ 450X8-3535	3535	90	450	454	-	100	5,5	89	5,5	5	29,80